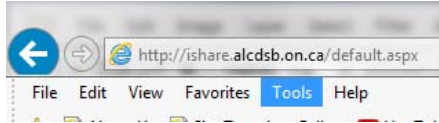
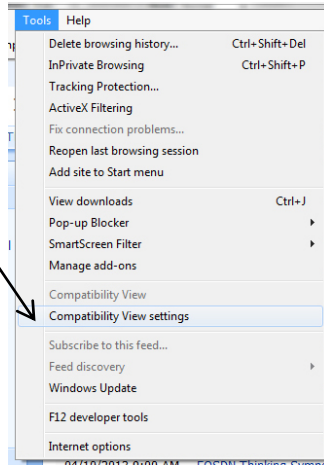


Changing Compatibility View Settings in Internet Explorer 11

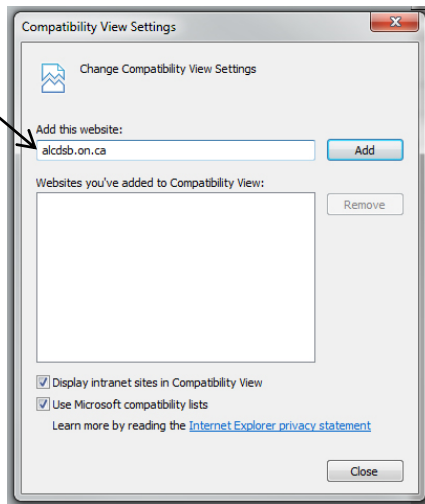
1. Open Internet Explorer and click “Tools”.



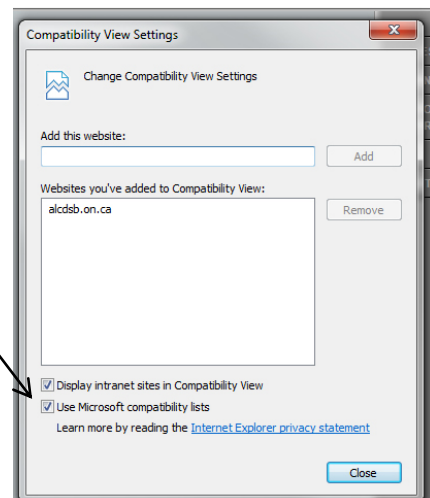
2. Click “Compatibility View Settings”



3. In “Add this website” box type in “alcddb.on.ca” and click “Add”.



4. Click the boxes to add checkmarks to all 2 statements below and click “Close”



5. Restart Internet Explorer